



# BNY Mellon Large Cap Securities Fund, Inc.

**FACT SHEET**  
Sep 30, 2022

Ticker **DREVX** ★★★★★

Morningstar Rating™ based on risk-adjusted returns as of 9/30/2022. Overall rating for the Large Growth category. Fund ratings are out of 5 stars: Overall 4 stars (1142 funds rated); 3 Yrs. 4 stars (1142 funds rated); 5 Yrs. 4 stars (1060 funds rated); 10 Yrs. 3 stars (790 funds rated). **Past performance is no guarantee of future results.\***

**CUSIP**  
05588K104

**Assets for the Fund**  
\$1,379,606,816

**Holdings<sup>1</sup>**  
50

**Dividend Frequency**  
Quarterly

**Morningstar Category**  
Large Growth

**Lipper Category**  
Large-Cap Core Funds

**Sub-Adviser**



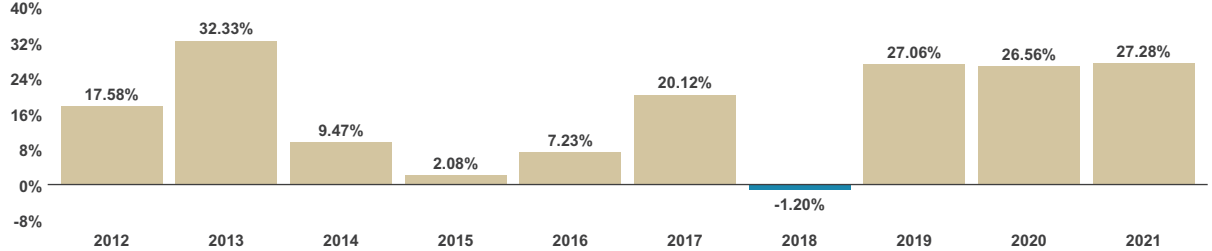
**Investment Adviser**  
BNY Mellon Investment Adviser, Inc.

**Growth of a \$10,000 Investment**  
A hypothetical \$10,000 investment in the fund on 5/24/51 would have been worth \$10,426,917 on 9/30/22.



Assumes reinvestment of dividends and capital gains.

### Historical Performance<sup>2</sup>



### Average Annual Total Returns (9/30/22)

Fund/Inception Date	3 M	YTD	1 Yr	3 Yr	5 Yr	10 Yr
BNY Mellon Large Cap Securities Fund, Inc. (NAV) 05/24/51	-3.72%	-24.01%	-15.19%	9.89%	10.38%	11.28%
S&P 500® Index <sup>3</sup>	-4.88%	-23.87%	-15.47%	8.16%	9.24%	11.70%

The performance data quoted represents past performance, which is no guarantee of future results. Share price and investment return fluctuate, and an investor's shares may be worth more or less than original cost upon redemption. Current performance may be lower or higher than the performance quoted. Performance for periods less than 1 year is not annualized. Go to [im.bnymellon.com](http://im.bnymellon.com) for the fund's most recent month-end returns. Total Expense Ratio: 0.70%. Not all classes of shares may be available to all investors or through all broker-dealer platforms.

<sup>1</sup>Portfolio composition is as of 9/30/2022 and is subject to change at any time. <sup>2</sup>Performance figures may reflect reimbursements or fee waivers, without which the performance would have been lower. <sup>3</sup>Source: FactSet. The S&P 500® Index is widely regarded as the best single gauge of large-cap U.S. equities. The index includes 500 leading companies and captures approximately 80% coverage of available market capitalization. Investors cannot invest directly in any index.

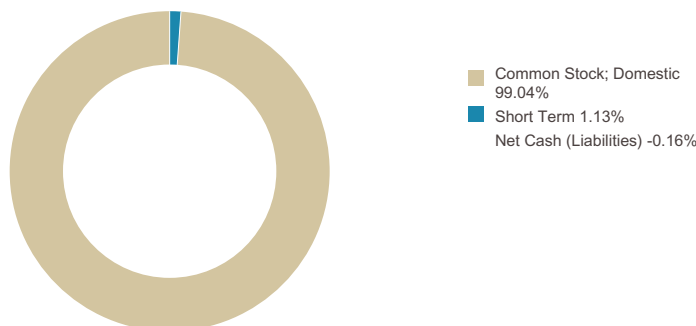
"Newton" and/or the "Newton Investment Management" brand refers to Newton Investment Management Limited. Newton is incorporated in the United Kingdom and is authorized and regulated by the Financial Conduct Authority in the conduct of investment business. Newton is registered with the U.S. Securities and Exchange Commission (SEC) as an investment adviser. Newton is a subsidiary of The Bank of New York Mellon Corporation.

Not FDIC-Insured. Not Bank-Guaranteed. May Lose Value.

# BNY Mellon Large Cap Securities Fund, Inc.

Ticker **DREVX**

## Asset Allocation<sup>1</sup>

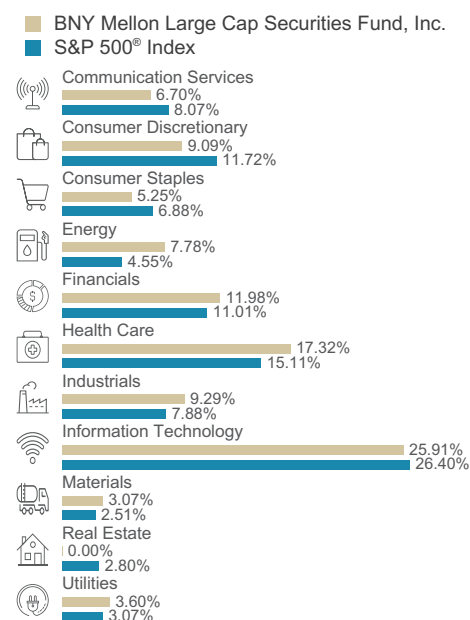


## Top Ten Holdings<sup>1</sup>

Apple Inc	8.25%
Microsoft Corporate	6.93%
Alphabet Inc	5.49%
Amazon.com Inc	4.13%
Eli Lilly & Co	3.65%
Danaher Corporate	2.88%
PepsiCo Inc	2.71%
AbbVie Inc	2.68%
Ingersoll Rand Inc	2.42%
Trane Technologies PLC	2.41%

The holdings listed should not be considered recommendations to buy or sell a security. Large concentrations can increase share price volatility.

## Sector Allocation<sup>1,2</sup>



## Goal/Approach

The fund seeks long-term capital growth consistent with the preservation of capital. Current income is a secondary goal. To pursue these goals, the fund primarily invests in common stocks issued by U.S. companies. The fund may invest up to 20% of its assets in foreign securities.

In choosing stocks, portfolio managers focus on large-capitalization companies with strong positions in their industries and a catalyst that can trigger a price increase.

## Portfolio Management

The fund's investment adviser is BNY Mellon Investment Adviser, Inc. (BNYM Investment Adviser). BNYM Investment Adviser has engaged its affiliate, Newton Investment Management North America, LLC (NIMNA), to serve as the fund's sub-adviser. Karen Behr, Matthew Jenkin and Julianne McHugh are the fund's primary portfolio managers, positions they have held since September 2021, April 2020 and September 2021, respectively. Ms. Behr is a portfolio manager at NIMNA. Mr. Jenkin is a research analyst at NIMNA. Ms. McHugh is Head of Sustainable Equities and a lead portfolio manager on various emerging markets strategies at NIMNA.

**Investors should consider the investment objectives, risks, charges and expenses of a mutual fund carefully before investing. To obtain a prospectus, or a summary prospectus, if available, that contains this and other information about a fund, contact your financial professional or visit [im.bnymellon.com](http://im.bnymellon.com). Read the prospectus carefully before investing.**

BNY Mellon Investment Adviser, Inc., Newton Investment Management North America, LLC and BNY Mellon Securities Corporation are subsidiaries of The Bank of New York Mellon Corporation. BNY Mellon is the corporate brand of The Bank of New York Mellon Corporation.

\*Source: Morningstar. The Morningstar Rating™ for funds, or "star rating," is calculated for managed products with at least a 3-year history. It is calculated based on a Morningstar Risk-Adjusted Return measure that accounts for variation in a managed product's monthly excess performance (not including the effects of sales charges, loads and redemption fees if applicable), placing more emphasis on downward variations and rewarding consistent performance. Managed products, including open-end mutual funds, closed-end funds and exchange-traded funds, are considered a single population for comparative purposes. The top 10% of products in each product category receive 5 stars, the next 22.5% receive 4 stars, the next 35% receive 3 stars, the next 22.5% receive 2 stars, and the bottom 10% receive 1 star. The Overall Morningstar Rating for a managed product is derived from a weighted average of the performance figures associated with its 3-, 5-, and 10-year (if applicable) Morningstar Rating metrics. ©2022 Morningstar, Inc. All rights reserved. The information contained herein: (1) is proprietary to Morningstar and/or its content providers; (2) may not be copied or distributed; and (3) is not warranted to be accurate, complete, or timely. Neither Morningstar nor its content providers are responsible for any damages or losses arising from any use of this information. **Past performance is no guarantee of future results.** Ratings do not reduce investment risk and are subject to change.

<sup>1</sup>Portfolio composition is as of 9/30/2022 and is subject to change at any time. <sup>2</sup>Source: Newton.

**Risks:** Equities are subject to market, market sector, market liquidity, issuer, and investment style risks, among other factors, to varying degrees. Investing in **foreign denominated and/or domiciled securities** involves special risks, including changes in currency exchange rates, political, economic, and social instability, limited company information, differing auditing and legal standards, and less market liquidity. These risks generally are greater with emerging market countries. *Recent market risks include pandemic risks related to COVID-19. The effects of COVID-19 have contributed to increased volatility in global markets and will likely affect certain countries, companies, industries and market sectors more dramatically than others. To the extent the fund may overweight its investments in certain countries, companies, industries or market sectors, such positions will increase the fund's exposure to risk of loss from adverse developments affecting those countries, companies, industries or sectors.*

The information being provided is general information about our firm and its products and services. It should not be construed as investment advice or a recommendation with respect to any product or service and should not serve as a primary basis for investment decisions. Please consult a legal, tax or financial professional in order to determine whether an investment product or service is appropriate for a particular situation.